


PMC-2021Z



PMC-2021Z

High Power SMD-Reed
Switch

Electrical Characteristics @ 25 °C

Contact form		A
Contact material		Ru
Contact rating max.	W / VA	50
Switching voltage max.	VDC	200
	VAC	250
Switching current max.	A	1.5
Carry current max.	A	2
Breakdown voltage min.	VDC	400
Contact resistance max. (initial)	mΩ	100
Insulation resistance min.	Ω	10 ¹⁰

Magnetical Characteristics (of unmodified Reed Switch) @ 25 °C

Pull in range available	AT	25 - 40
Drop out min.	AT	5
Test coil	TC	020
Test equipment tolerance	± AT	2

Operating Characteristics @ 25 °C

Switching frequency max.	Hz	300
Resonant frequency typ.	Hz	2600
Operate time max. (incl. bounce)	ms	1
Release time max.	ms	0.4

Environmental Characteristics

Operating temperature	°C	-60 to +125
Storage temperature	°C	-60 to +125
Soldering temperature max.	°C	300
Vibration (50-2000 Hz)	g	20
Shock (1/2 sin 11 ms)	g	50
Lead tensile strength min.	kg	4

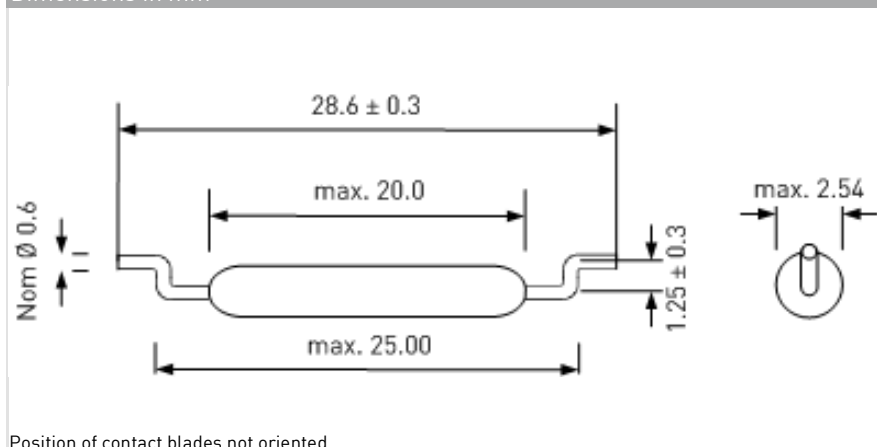
Features

- Minimum height above PCB
- Suitable for automated assembly
- hermetically sealed: nC
- Tape & reel packaging

Approvals



Dimensions in mm



Ordering Information

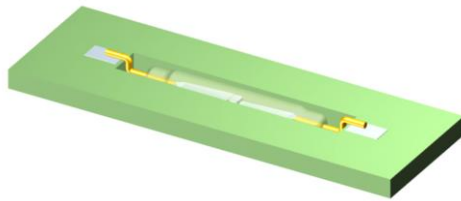
Packing Unit	2500 pcs
Weight per piece	0.175 g
Weight per package	1150 g
Reel size	13 inches
Standard AT ranges	

25 to 30 AT
30 to 35 AT
35 to 40 AT

Ordering example

PMC2021Z2530 describes
PMC-2021Z with 25-30 AT

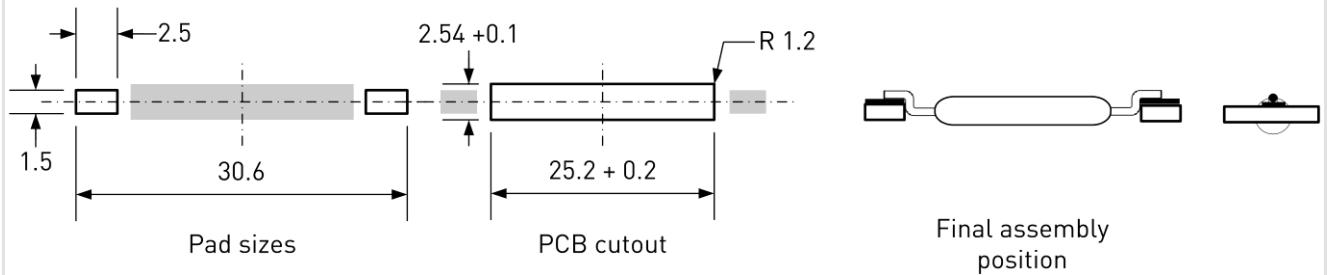
PMC-2021Z



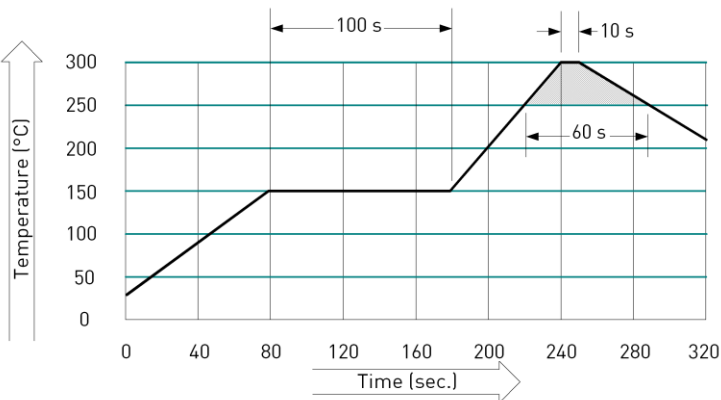
PMC-2021Z

High Power SMD-Reed
Switch

Recommended PCB Layout in mm




Soldering Information



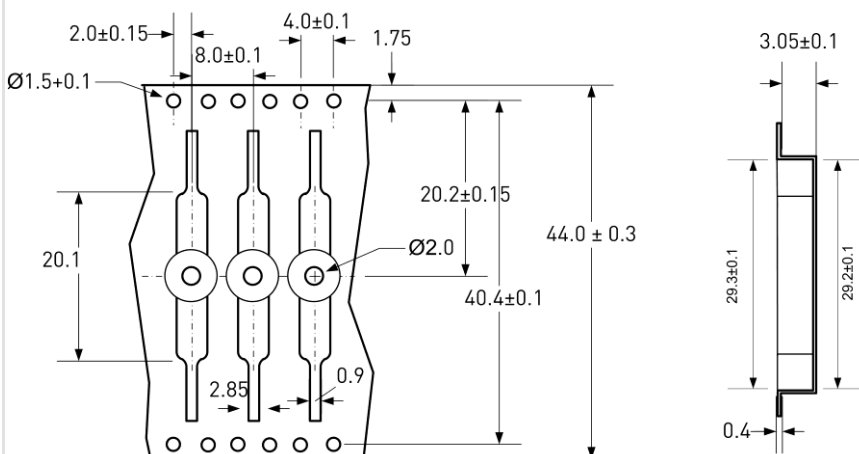
Mounting Force

Recommended Mounting Force	3 N
Maximum Mounting Force	10 N



Tape Dimensions in mm

Tolerance ± 0.1 unless otherwise specified



Remarks

When placed onto ferromagnetic parts switching distance of PMC-2021Z may reduce.

Electromagnetical influences and magnetic fields may change the switching behaviour of the SMD Reed Switch.