

PMC-0701F



PMC-0701F

Micro SMD Reed Switch

Electrical Characteristics @ 25 °C

Contact form		A
Contact material		Ru
Contact rating max.	W / VA	10
Switching voltage max.	VDC	150
	VAC	120
Switching current max.	A	0.5
Carry current max.	A	0.7
Breakdown voltage min.	VDC	200
Contact resistance max. (initial)	mΩ	250
Insulation resistance min.	Ω	10 ⁹

Magnetical Characteristics (of unmodified Reed Switch) @ 25 °C

Pull in range available	AT	10 - 20
Drop out min.	AT	4
Test coil	TC	010
Test equipment tolerance	± AT	2

Operating Characteristics @ 25 °C

Switching frequency max.	Hz	600
Resonant frequency typ.	Hz	12000
Operate time max. (incl. bounce)	ms	0.3
Release time max.	ms	0.1

Environmental Characteristics

Operating temperature	°C	-40 to +125
Storage temperature	°C	-40 to +60
Soldering temperature max.	°C	300
Vibration (50-2000 Hz)	g	10
Shock (1/2 sin 11 ms)	g	50
Lead tensile strength min.	kg	2

Features

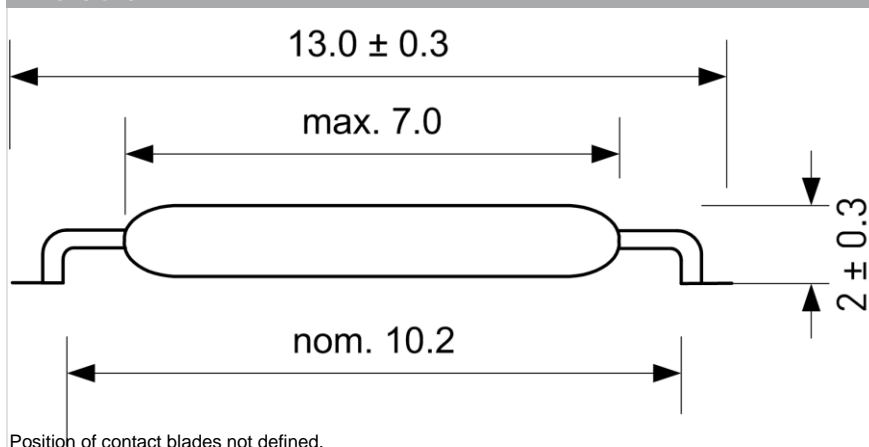
- > Small size
- > Over 1 billion reliable operations at dry circuits or low level loads
- > Not ESD sensitive
- > Zero power consumption
- > Replaces various competitors types
- > hermetically sealed: nC
- > Electrical ratings valid above 10 AT

Approvals



Contact PIC for Agency Ratings!

Dimensions in mm



Ordering Information

Packing Unit	2500 pcs
Weight per piece	0.04 g
Weight per package	900 g
Reel size	13 inches
Standard AT ranges	

10 to 15 AT
15 to 20 AT

Ordering example

PMC0701F1015 describes PMC-0701F with 10-15 AT

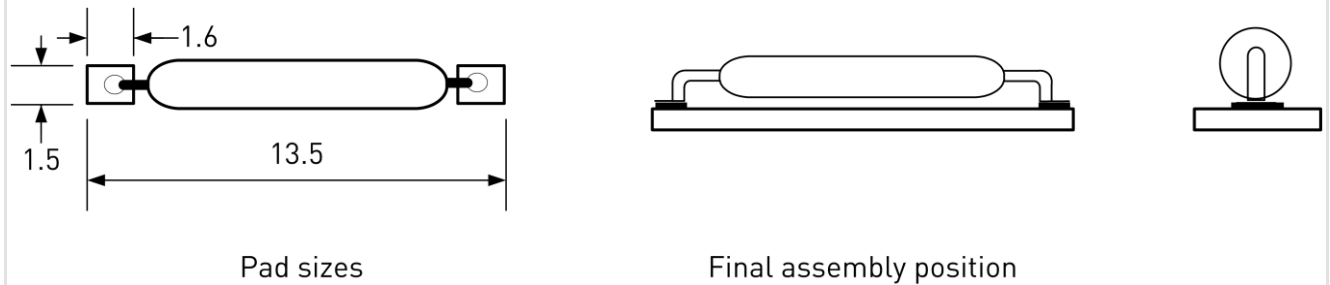
PMC-0701F



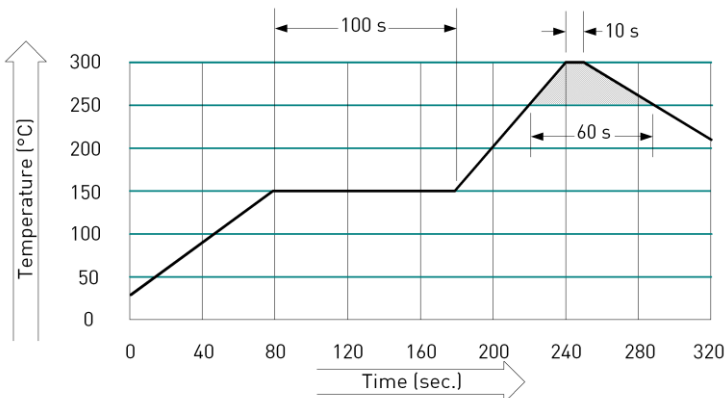
PMC-0701F

Micro SMD Reed Switch

Recommended PCB Layout in mm

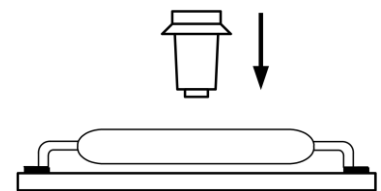


Soldering Information



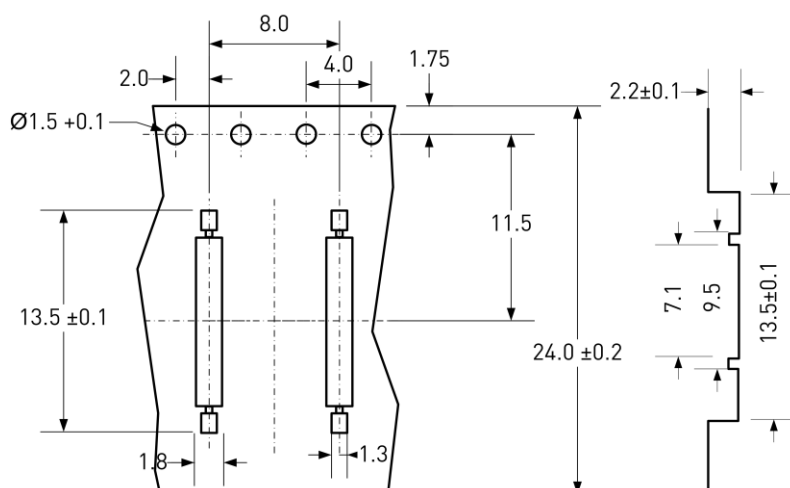
Mounting Force

Recommended Mounting Force	2 N
Maximum Mounting Force	5 N



Tape Dimensions in mm

Tolerance ± 0.1 unless otherwise specified



Remarks

When placed onto ferromagnetic parts switching distance of PMC-0701F may reduce.

Electromagnetical influences and magnetic fields may change the switching behaviour of the SMD Reed Switch.

PMC-0701F



PMC-0701F

Micro SMD Reed Switch

Electrical Characteristics @ 25 °C

Contact form		A
Contact material		Ru
Contact rating max.	W / VA	10
Switching voltage max.	VDC	150
	VAC	120
Switching current max.	A	0.5
Carry current max.	A	0.7
Breakdown voltage min.	VDC	200
Contact resistance max. (initial)	mΩ	250
Insulation resistance min.	Ω	10 ⁹

Magnetical Characteristics (of unmodified Reed Switch) @ 25 °C

Pull in range available	AT	10 - 20
Drop out min.	AT	4
Test coil	TC	010
Test equipment tolerance	± AT	2

Operating Characteristics @ 25 °C

Switching frequency max.	Hz	600
Resonant frequency typ.	Hz	12000
Operate time max. (incl. bounce)	ms	0.3
Release time max.	ms	0.1

Environmental Characteristics

Operating temperature	°C	-40 to +125
Storage temperature	°C	-40 to +60
Soldering temperature max.	°C	300
Vibration (50-2000 Hz)	g	10
Shock (1/2 sin 11 ms)	g	50
Lead tensile strength min.	kg	2

Features

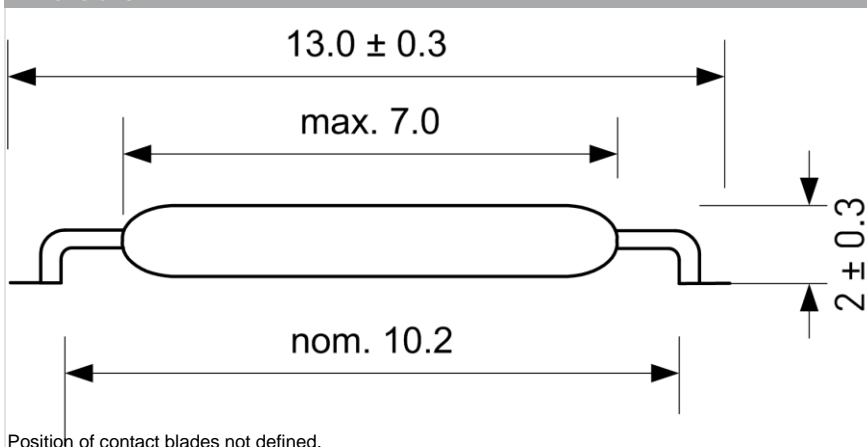
- > Small size
- > Over 1 billion reliable operations at dry circuits or low level loads
- > Not ESD sensitive
- > Zero power consumption
- > Replaces various competitors types
- > hermetically sealed: nC
- > Electrical ratings valid above 10 AT

Approvals



Contact PIC for Agency Ratings!

Dimensions in mm



Ordering Information

Packing Unit	2500 pcs
Weight per piece	0.04 g
Weight per package	900 g
Reel size	13 inches
Standard AT ranges	

10 to 15 AT
15 to 20 AT

Ordering example

PMC0701F1015 describes PMC-0701F with 10-15 AT

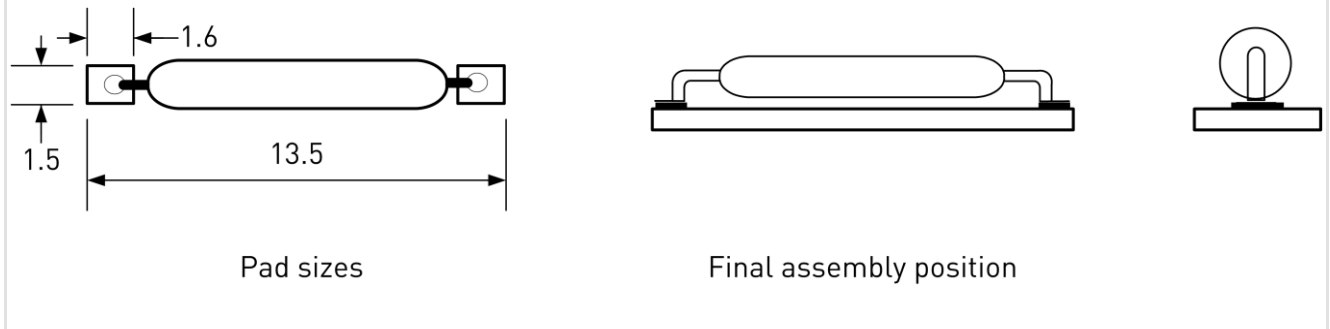
PMC-0701F



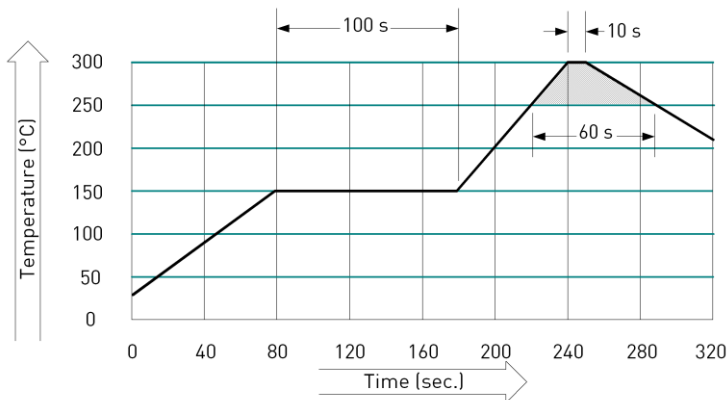
PMC-0701F

Micro SMD Reed Switch

Recommended PCB Layout in mm

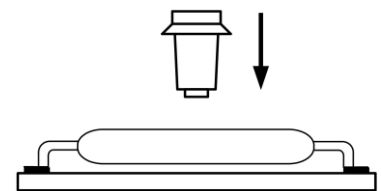


Soldering Information



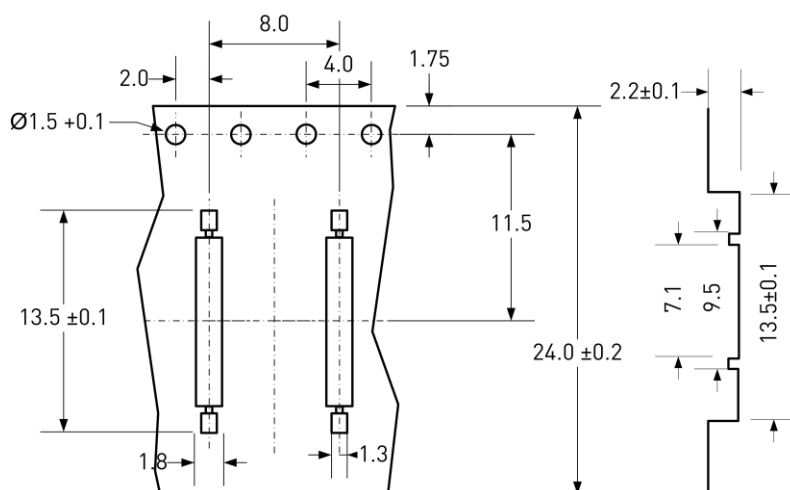
Mounting Force

Recommended Mounting Force	2 N
Maximum Mounting Force	5 N



Tape Dimensions in mm

Tolerance ± 0.1 unless otherwise specified



Remarks

When placed onto ferromagnetic parts switching distance of PMC-0701F may reduce.

Electromagnetical influences and magnetic fields may change the switching behaviour of the SMD Reed Switch.