

MS-332-6







MS-332-6

Power Reed Sensor Flatpack

Electrical Characteristics		@ 25 °C
Contact form		A
Contact rating max.	W / VA	50
Switching voltage max.	VDC	200
	VAC	250
Switching current max.	A	1.5
Carry current max.	A	2
Breakdown voltage min.	VDC	400
Total resistance max. (initial)	mΩ	200
Insulation resistance min.	Ω	10 ¹⁰

Features
➤ Sensor with Power Reed Switch
➤ Adjustable switching point
➤ Various sensitivity ranges available
➤ typ. Load resistive

Magnetical Characteristics (of unmodified Reed Switch)		@ 25 °C
Pull in range available	AT	25 - 40
Drop out min.	AT	5
Test coil	TC -	020
Test equipment tolerance	± AT	2

Approvals





Operating Characteristics (of unmodified Reed Switch)		@ 25 °C
Switching frequency max.	Hz	300
Resonant frequency typ.	Hz	2600
Operate time max. (incl. bounce)	ms	1
Release time max.	ms	0.4

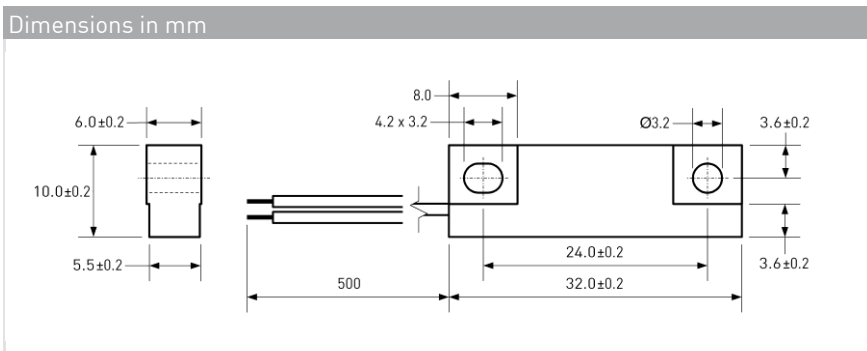
Environmental Characteristics		
Operating temperature	°C	-20 to + 85
Vibration (50-2000 Hz)	g	20
Shock (1/2 sin 11 ms)	g	50

Ordering Information	
Packing Unit	50 pcs
Weight per piece	5.8 g
Weight per package	300 g
Standard AT Ranges	

- 4 = 25 to 30 AT
- 5 = 30 to 35 AT
- 6 = 35 to 40 AT

Ordering Example
MS-332-6-4 describes MS-332-6 with 25 to 30 AT.

Remarks
When mounted onto ferromagnetic parts switching distance of MS-332-6 may reduce. Electromagnetical influences and magnetic fields may change the switching behaviour of the sensor.



Material Information		
Housing	Material ABS	Colour black
Cable	UL 1007/1569, AWG 24, 4 mm stripped and tinned	black
Potting compound	Epoxy	black