

MS-324-7






MS-324-7

Normally Closed Reed Sensor

Electrical Characteristics		@ 25 °
Contact form		B
Contact rating max.	W / VA	5
Switching voltage max.	VDC	175
	VAC	120
Switching current max.	A	0.25
Carry current max.	A	1.5
Breakdown voltage min.	VDC	200
Total resistance max. (initial)	mΩ	200
Insulation resistance min.	Ω	10 ⁹

Features
➤ Adjustable switching point
➤ Customized types available
➤ Non pole oriented actuation
➤ typ. Load resistive

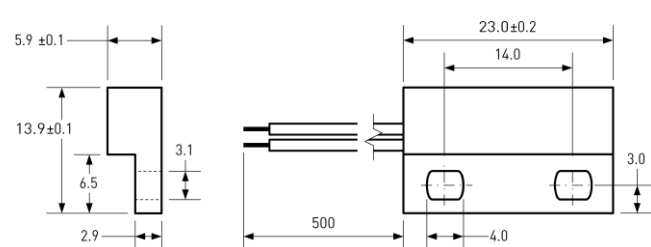
Magnetical Characteristics (of unmodified Reed Switch)		@ 25 °
Pull in range available	AT	15 - 30
Drop out min.	AT	5
Test coil	TC -	200
Test equipment tolerance	± AT	2

Approvals
 RoHS
 REACH
 IP67
Contact PIC for Agency Ratings!

Operating Characteristics (of unmodified Reed Switch)		@ 25 °
Switching frequency max.	Hz	100
Resonant frequency typ.	Hz	1100
Operate time max. (incl. bounce)	ms	0.7
Release time max.	ms	1

Environmental Characteristics		
Operating temperature	°C	-20 to + 85
Vibration (50-2000 Hz)	g	30
Shock (1/2 sin 11 ms)	g	50

Ordering Information	
Packing Unit	50 pcs
Weight per piece	5.3 g
Weight per package	270 g
Standard AT Ranges	
	2 = 15 to 20 AT
	3 = 20 to 25 AT
	4 = 25 to 30 AT

Dimensions in mm	
	

Ordering Example	
MS-324-7-2 describes MS-324-7 with 15 to 20 AT	

Remarks
When mounted onto ferromagnetic parts switching distance of MS-324-7 may reduce. Electromagnetical influences and magnetic fields may change the switching behaviour of the sensor.

Material Information		
	Material	Colour
Housing	ABS	black
Cable	UL 1007/1569, AWG 26, 4 mm stripped and tinned	black
Potting compound	Epoxy	black