

MS-215-4






**MS-215-4**

Form C Reed Sensor

Electrical Characteristics		@ 25 °
Contact form		C
Contact rating max.	W / VA	5
Switching voltage max.	VDC	175
	VAC	120
Switching current max.	A	0.25
Carry current max.	A	1.5
Breakdown voltage min.	VDC	200
Total resistance max. (initial)	mΩ	200
Insulation resistance min.	Ω	10 <sup>9</sup>

Features
➤ Compact size
➤ Mechanically protected
➤ typ. Load resistive
➤ Customized types available

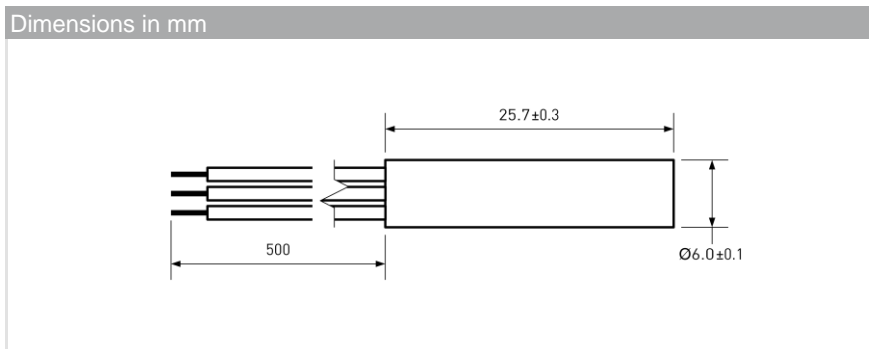
Magnetical Characteristics (of unmodified Reed Switch)		@ 25 °
Pull in range available	AT	15 - 30
Drop out min.	AT	5
Test coil	TC -	200
Test equipment tolerance	± AT	2

Approvals



Contact PIC for Agency Ratings!

Operating Characteristics (of unmodified Reed Switch)		@ 25 °
Switching frequency max.	Hz	100
Resonant frequency typ.	Hz	1100
Operate time max. (incl. bounce)	ms	0.7
Release time max.	ms	1

Environmental Characteristics		
Operating temperature	°C	-20 to + 85
Vibration (50-2000 Hz)	g	30
Shock (1/2 sin 11 ms)	g	50

Ordering Information	
Packing Unit	50 pcs
Weight per piece	4.8 g
Weight per package	215 g
Standard AT Ranges	
	2 = 15 to 20 AT
	3 = 20 to 25 AT
	4 = 25 to 30 AT



Ordering Example
MS-215-4-2-0500 describes MS-215-4 with 15 to 20 AT.

Remarks
When mounted onto ferromagnetic parts switching distance of MS-215-4 may reduce. Electromagnetical influences and magnetic fields may change the switching behaviour of the sensor.

Material Information		
	Material	Colour
Housing	ABS	black
Cable	UL 1061, AWG 24, 4 mm stripped and tinned	COM: black, NO: red, NC: brown
Potting compound	Epoxy	black